

GENERAL ORDER



DISTRICT OF COLUMBIA

Title
Bomb Threats and Explosive Devices

Topic/Number
GO-HSC-805.04

Effective Date
April 21, 2009

Replaces:
GO-OPS-309.02 (Bomb Threats and Explosive Devices),
Effective Date July 13, 2004

Rescinds:
TT 07-045-06 (Suspicious Package and Explosive Threat
Calls for Service), dated June 19, 2006
TT 09-083-07 (GO-OPS-309.02), dated September 27, 2007

Related to:
CALEA Chapter 46.1.2 (Critical Incidents, Special Operations
and Homeland Security)

I. Background.....	Page 1	IV. Regulations.....	Page 2
II. Policy.....	Page 1	V. Procedural Guidelines.....	Page 2
III. Definitions.....	Page 1	VI. Cross References.....	Page 13
		VII. Attachment.....	Page 13

I. BACKGROUND

The response to bomb threats and bomb emergencies presents law enforcement personnel with unique challenges and considerations. Since no two explosive devices function in exactly the same manner, the potential for injury and property damage is significant. The tactical response to these incidents must be timely and well coordinated. The totality of circumstances of a bomb threat or bomb emergency incident must be assessed quickly and accurately by the first responders and the scene comprehensively and properly managed by supervisory and command personnel.

II. POLICY

The policy of the Metropolitan Police Department is to provide timely, well-coordinated, and proper responses for handling bomb threats, bombs, suspicious packages, incendiary devices, Improvised Explosive Devices, Vehicle Borne Improvised Explosive Devices, and other explosive items to ensure the safety of law enforcement personnel and the public.

III. DEFINITIONS

When used in this directive, the following items shall have the meanings designed:

1. Bomb – Device fused to explode under specific conditions.
2. Improvised Explosive Device (IED) – Bomb constructed in an *ad hoc* manner incorporating destructive, lethal, noxious, pyrotechnic, and/or incendiary chemicals that is often designed to incapacitate individuals and/or vehicles.

3. Joint Terrorism Task Force (Local) – Federal Bureau of Investigation's group responsible for the investigation of all bomb threats, suspicious packages, and threats against police officers.
4. Member – Sworn employee of the Metropolitan Police Department (MPD) or MPD Reserve Corps member.
5. Official – Member the rank of Sergeant or above.
6. Vehicle Borne Improvised Explosive Device (VBIED) – Car bomb or truck bomb that can be detonated from a remote location.

IV. REGULATIONS

- A. When a bomb/explosive device threat occurs on privately owned property, the decision to evacuate the premises shall be the responsibility of the owner or the person in charge of the privately owned property. If the owner or person in charge of the property requests evacuation, members shall comply with the request and render the proper assistance.
- B. When a bomb/explosive device threat occurs on public property, the premises shall be evacuated at the request of the person in charge of the property, or when it is deemed mandatory to evacuate by the official in charge of the incident in order to safeguard the occupants of the premises.
- C. Whenever an actual or suspected bomb/explosive device is located, whether on private or public property, members shall immediately evacuate the premises.
- D. In all cases (Parts IV.A, IV.B, and IV.C above), members shall ensure the evacuation route(s) have been swept by personnel of the Homeland Security Bureau, Special Operations Division, Tactical Patrol Branch, Explosive Ordinance Disposal Unit (EODU); an EODU Canine Team; or other appropriate personnel.

NOTE: Attachment A contains recommended evacuation distances according to bomb and vehicle type.

V. PROCEDURAL GUIDELINES

- A. Report of Bomb/Explosive Device Threat
 1. Members receiving a report of a bomb/explosive device threat, either directly or indirectly, or who have located or have knowledge of any bomb, suspicious package, incendiary device, or other explosive item shall, after taking immediate safeguards for the protection of life and property, notify the Office of Unified Communications (OUC) of the situation and request that an official from the Police District of occurrence respond to the incident.

2. Members shall use the code "10-89" during any voice communication over any police communication channel. Members shall not use the phrase, "bomb threat."
3. The first responding member shall:
 - a. Upon arrival on the scene, contact the Homeland Security Bureau, Intelligence Fusion Division, Command Information Center (CIC);
 - (1) CIC personnel shall collect the appropriate information from the member and notify the:
 - (a) Homeland Security Bureau, Special Operations Division, Tactical Patrol Branch, Explosive Ordinance Disposal Unit;
 - (b) Homeland Security Bureau, Special Operations Division, Domestic Security Operations Unit;
 - (c) Homeland Security Bureau, Intelligence Fusion Division, Intelligence Unit;
 - (d) Joint Terrorism Task Force (JTFF), through the Federal Bureau of Investigation Washington Field Office on 202-278-2000; and
 - (e) D.C. Homeland Security and Emergency Management Agency.
 - b. Prepare a PD Form 251 (Incident Based Event Report) unless otherwise directed by an official;
 - (1) A PD Form 251 shall be prepared for all suspicious packages, bomb threats, and hoax incidents.
 - (2) The PD 251 shall include, at a minimum, the following:
 - (a) Exact location of the incident;
 - (b) How member was notified;
 - (c) Possible target of the incident;
 - (d) Location of the command post;
 - (e) Type of package or item;

- (f) Whether the package/item was located inside or outside the premises;
 - (g) Contents, if any of the package/item;
 - (h) Actions taken; and
 - (i) Disposition of the incident.
 - (3) In accordance with Part V.A. and V.D, GO-HSC-802.06 (Suspicious Activity Reporting Program), prepare, prior to the end of his/her tour of duty, a Suspicious Activity Report (SAR) in the Alert Management System, SAR Candidate Queue, and notify the Watch Commander in the Police District of occurrence of the initiation of the SAR.
 - 4. The SAR shall be reviewed by the EODU Technician and JTTF member who responded to the incident, who shall add additional details to the SAR as appropriate.
 - 5. The District Watch Commander shall:
 - (a) Ensure a copy of the completed PD Form 251 is faxed to the CIC, Public Information Office, and the information contained in the PD Form 251 has been entered into the Alert Management System, SAR Candidate Queue; and
 - (b) Record in the PD Form 150 (Tour of Duty Supervisor's Report) the CIC notification (name/rank of member notified, date/time of notification and related CCNs) and response by specialized units.
- B. Bomb/Explosive Device Searches
 - 1. The following are intended as guidelines regarding search procedures. Each bomb/explosive device incident will differ from the previous one. Explosive devices may appear in recognizable forms or may be disguised and not easily recognized. Extreme care should be used in every search
 - 2. Members, upon arrival at the scene of a bomb threat/explosive device, shall:
 - a. Conduct a complete and thorough search of the area involved without moving or disrupting any item;
 - b. Solicit the cooperation of the person(s) who are familiar with the area involved (e.g., maintenance personnel, building engineers)

to search their work area(s) and also that can be accessed by the public;

- c. In more difficult search operations, request and use the services of an MPD EODU Canine Team; and
- d. Remain vigilant with respect to the possibility of a secondary device.

C. Found Explosive Devices

1. Upon locating a bomb/explosive device, the involved member(s) shall immediately;
 - a. Evacuate and secure the area;
 - b. Position themselves in a manner that affords the best possible cover and protection while keeping the scene isolated, if time and the situation allow, until the arrival of the Explosive Ordinance Disposal Unit or a police line is established;
 - c. Permit no one to touch, move, or otherwise disturb the bomb/device;

NOTE: This shall include all MPD members who are not assigned to the Explosive Ordinance Disposal Unit.

- d. Not use, or permit the use of, any radio transmitters or cell phones within a one-block radius of the location of the item; and

NOTE: This restriction shall not apply to situations involving bomb searches, where hand-held portable radios may be used.

- e. Whenever an explosive device is located, contact the OUC to notify the D.C. Fire and Emergency Medical Services Department and Explosive Ordinance Disposal Unit to respond to a designated staging area that has been designated by the highest ranking official on the scene, or, if no official is on the scene, the first member who arrived on the scene.
2. When members of the Explosive Ordinance Disposal Unit arrive on the scene, the highest ranking EODU official, or if an official is not on the scene the most Senior EODU member, shall assume command of the scene.

D. Bomb/Explosive Device Explosions

1. Members responding to the scene of an explosion shall:

- a. Don their MPD-issued Personal Protective Equipment (PPE), including Tyvec suit, gloves, boots, and gask mask (as appropriate) prior to arriving on the scene;

NOTE: Under no circumstances shall a member enter an explosion area without being properly outfitted in his/her PPE.

- b. Take every precaution, at all times, to protect themselves from harm;
- c. Notify an official as to the specific circumstances of the incident;
- d. Identify a staging area for the responding units, taking into account such factors as wind direction, proximity to the explosion, and traffic flow in, out, and around the area;

NOTE: The identification of an appropriate staging area will prevent responding units from entering the hazardous area.

- e. Notify the OUC to have the D.C. Fire and Emergency Medical Services Department respond to the staging area;
- f. Secure and control access to the area and/or building in which the explosion occurred;
 - (1) At least five hundred (500) feet in all directions from the seat of the explosion shall be secured.
 - (2) The exclusionary zone may be expanded depending on the size of the explosion, to include any adjacent buildings that were damaged by the explosion.

- g. Upon determining that the area is safe for entry, render first aid to, and evacuate, injured person(s) when possible to do so without causing greater injury to the person(s);
- h. Immediately notify the Homeland Security Bureau, Special Operations Division Watch Commander to request the services of the Special Threat Action Team [GO-OPS-805.02 (Special Threat Action Team)] of any actual or potential exposure to a chemical, radiological, and/or biological hazard;

NOTE: Choking, vomiting, convulsions, blistering, and nausea are common symptoms of exposure to chemical, radiological, and biological hazards.

- i. Remove/direct all injured persons and bystanders expeditiously to a central location within the perimeter so that interviews can

be conducted to gather intelligence regarding the explosion; and

- j. Ensure that no evidence, debris, or bomb/explosive device components are tampered with or removed from the scene of the explosion.

NOTE: The explosion site is a crime scene. Minimizing the disruption of the explosion scene prior to the investigation will enhance the recovery of evidence. Members are reminded that an explosion can propel debris great distances from the explosion location; this debris shall remain where found.

2. Upon arrival on the scene of an explosion, the members of the Explosive Ordinance Disposal Unit and/or Joint Terrorism Task Force shall initiate the post-blast investigation.

E. Suspects with Potential Explosive Devices

1. Members responding to the scene of a suspect with a potential explosive device must take every precaution to place a large distance between themselves and the suspect with the potential explosive device and treat the scene as a barricade situation.
2. When applicable, members shall establish a secure perimeter that shall be at least nine hundred (900) feet in all directions, attempt to clear pedestrians from the area using voice commands, and take cover behind a solid structure.
3. The official on the scene shall request the assistance of the Emergency Response Team (ERT) and the Explosive Ordinance Disposal (EOD) Unit.
4. Members shall not attempt to use up-front negotiations with a suspect in possession of an explosive device.
5. In every case, when it is determined that a suspect may have an explosive device, members shall use the minimum amount of force necessary to control the situation consistent with the MPD's Use of Force Continuum and GO-RAR-901.07 (Use of Force).
6. **When deadly force is required, members shall take into account that a center of mass shot on the suspect in possession of an explosive device may detonate the explosives.**
7. If a suspect in possession of an explosive device has become incapacitated through police action or a detonation of the explosives,

no attempt shall be made to approach the suspect to render aid by persons other than members of the EOD Unit.

F. Responsibility of Special Assignment Personnel

1. Initial Response Team

a. In order to provide members specifically trained to investigate and process incidents involving explosions within the District of Columbia, the following members, whether on or off duty, shall be notified to respond to comprise the MPD's Initial Response Team:

- (1) All available technicians and officials of the Homeland Security Bureau, Special Operations Division, Tactical Control Branch, Explosive Ordinance Disposal Unit;
- (2) At least two (2) members of the Forensic Science Services Division;
- (3) At least two (2) members of the Homeland Security Bureau, Special Operations Division, Tactical Patrol Branch, Canine Unit;
- (4) One (1) member of the Homeland Security Bureau, Intelligence Fusion Division, Intelligence Unit; Branch; and
- (5) Federal Bureau of Investigation Joint Terrorism Task Force.

b. The senior member of each unit of the Initial Response Team shall keep the official in charge of his/her unit informed of the progress of each incident to which he/she has responded and also of any other resources required to handle the incident.

c. A list of members of the Initial Response Team, with contact telephone numbers, shall be forwarded by the administrative official in charge of each unit listed in Part V.F.1.a. above to the CIC and updated monthly.

2. Explosive Ordinance Disposal Unit

a. The Homeland Security Bureau, Special Operations Division, Tactical Patrol Branch, Explosive Ordinance Disposal shall respond to all calls for found explosives, suspicious packages,

incendiary devices, explosions and detonations, and other related items.

b. The Explosive Ordinance Disposal Unit shall:

- (1) Assist in the investigation of bombings and explosions and shall work in conjunction with the MPD's Special Action Threat Team in the handling of chemical, radiological, and biological components;
- (2) When a primary explosive device is located, conduct an immediate search with the assistance of an EODU Canine Team, including of all Command Post sites, to determine if any secondary device is present;
- (3) If a secondary device is located, direct EODU technicians, in two-person teams, to don the appropriate PPE and follow the established protocols (i.e., FBI Hazardous Devices School, Hazardous Devices Guidelines) to render the area safe;
- (4) When it is determined that a scene is safe, assist the Forensics Science Services Division as the crime scene is processed;
- (5) Maintain the files and data concerning the incidents described in Part V.A.1 of this general order;
- (6) Determine how bombs/explosive devices shall be rendered safe, handled, transported, and disposed of;
- (7) Notify the appropriate U.S. Government military personnel when a device is determined to be a military item; and
- (8) Coordinate with the D.C. Fire and Emergency Medical Services Department concerning life safety issues.

c. Total Containment Vessel (TCV):

- (1) The TCV (or EOD1) shall be requested to respond to the scene of a suspected explosive device only by an EODU technician in consultation with the ranking EODU official on the scene of a bomb/explosive device.
- (2) When the EODU responds to a bomb/explosive device scene, and it can be anticipated that the services of the TCV may be required, a member of the EODU shall respond to prepare the TCV for operation. If escort

members from the EODU are not available to escort the TCV to its destination, the vehicle shall be driven to the scene by a member of the Homeland Security Bureau, Special Operations Division, who has been designated to operate the TCV by the Assistant Chief, Homeland Security Bureau or designee.

- (3) Homeland Security Bureau, Special Operations Division, personnel shall respond to every scene in which the TCV is to be deployed in order to stand by for the purpose of escorting the explosive item/device to its final destination.
- (4) Only members of the EODU shall operate the TCV tow vehicle once explosive materials have been placed inside the TCV.

3. Intelligence Unit

- a. The Homeland Security Bureau, Intelligence Fusion Division, Intelligence Unit, shall assist the Federal Bureau of Investigation Joint Terrorism Task Force in the investigation of bombings and related incidents.
- b. When information concerning possible bombings or the stockpiling of explosives is received, the Intelligence Unit shall transmit the related information to the EODU and the Commanding Official of the involved Police District.

4. Forensic Science Services Division

Members of the Investigative Services Bureau, Forensic Science Services Division, shall comply with GO-OPS-304.08 (Collection of Physical Evidence; Utilization of the Crime Scene Examination Section and Crime Scene Search Officers) when reporting to any scene related to the implementation of this general order.

5. EODU Canine Teams

- a. EODU Canine Teams shall not be used in routine searches of small premises [GO-RAR-306.01 (Canine Teams)].
- b. EODU Canine Teams shall be available for call twenty-four (24) hours per day, seven (7) days per week.
- c. Officials of the Police District in which a bomb/explosive device incident has occurred shall request the use of an EODU Canine Team through the OUC.

- d. EODU Canine Teams are to be used only during the search for an explosive device. An EODU Canine Team shall never be used to clear a package that has been identified as suspicious.

G. Official in Charge, Office of Unified Communications (OUC)

1. Upon receipt of information regarding one of the incidents listed in Part V.A,1 above, the OUC official receiving the information will:
 - a. Notify, or cause to be notified, the official in charge of the CIC; and
 - b. Cause sufficient personnel and a supervisory official from the involved Police District to be dispatched to the scene.
2. When the OUC receives a request for the services of the EODU from the U.S. Secret Service, Executive Protective Service, U.S. Park Police, a U.S. Military Branch Explosive Ordinance Disposal Unit, or another local police or military agency, the receiving communications operator will immediately cause the MPD EODU to be notified through the CIC.

H. Official in Charge, Command Information Center

The Homeland Security Bureau, Intelligence Fusion Division, Command Information Center shall be responsible for the following notifications for bomb/explosive device threats and confirmed suspicious packages:

1. Initial page notifications:
 - (a) Homeland Security Bureau, Special Operations, EODU paging group (Information Only):
 - (1) Homeland Security Bureau, Special Operations Division, Domestic Security Operations Unit paging group;
 - (2) Homeland Security Bureau, Intelligence Fusion Division, JTTF (Local) paging group; and
 - (3) Homeland Security Bureau, Intelligence Fusion Division, Intelligence Unit paging group;
2. Initial landline notifications to the Federal Bureau of Investigation Washington Field Office duty desk on (202) 278-2000:
 - (a) Duty agent, Joint Terrorism Task Force, Federal Bureau of Investigation, Washington Field Office, and

- (b) National Capitol Response Squad, Federal Bureau of Investigation, Washington Field Office;
3. Initial landline and page notifications for confirmed threats:
- (a) Chief of Police Command Staff paging group;
 - (b) Homeland Security Bureau, Special Operations Division, Tactical Patrol Branch, EODU paging group;
 - (c) Homeland Security Bureau, Special Operations Division, Domestic Security Operations Unit paging group;
 - (d) Homeland Security Bureau, Intelligence Fusion Division, JTTF (local) paging group;
 - (e) Homeland Security Bureau, Special Operations Division, Special Threat Action Team Officials paging group;
 - (f) Homeland Security Bureau, Intelligence Fusion Division, Intelligence Unit paging group; and
- (4) For updated notification(s) to the Federal Bureau of Investigation duty desk.

I. Police District Commanding Officials

The Commanding Official, or the Watch Commander as designated by the Commanding Official, shall:

- 1. Respond to all bombings, explosions, and other related incidents that occur in his/her Police District;
- 2. Support the Senior EODU or other Special Operations Division (SOD) member who is responsible for rendering the package/device safe;

NOTE: The EODU or other SOD member will determine the actions and standoff distances needed to render the suspected device safe while providing for the safety of other responders and members of the public located in the vicinity of the suspected device,

- 3. When a suspected device is located, or when a bomb or other type of device explodes, coordinate with the on-scene member of the EODU or other SOD member to ensure scene integrity, security, and safety, and assist the EODU or other SOD member in the performance of his/her responsibilities;
- 4. Ensure the crime scene has been cordoned off in accordance with the guidelines set forth in this general order;

5. Advise the OUC when additional units are needed to divert traffic around the crime scene and direct the responding units to the appropriate intersections for traffic control;
6. Ensure all police personnel directed to report to the scene respond to the staging area and that the location of the staging area, and recommended safe routes of travel, are transmitted to the OUC for transmission to the responding units; and
7. Ensure that any evacuation of surrounding buildings and pedestrians are ongoing and completed as quickly as possible.

VI. CROSS REFERENCES

- A. GO-RAR-306.01 (Canine Teams)
- B. GO-OPS-304.08 (Collection of Physical Evidence; Utilization of the Crime Scene Examination Section and Crime Scene Search Officers)
- C. GO-HSC-802.06 (Suspicious Activity Reporting Program)
- D. GO-OPS-805.02 (Special Threat Action Team)
- E. GO-RAR-901.07 (Use of Force)

VII. ATTACHMENT

Attachment A: Bomb/Explosive Device Evacuation Distances





















Cathy L. Lanier
Chief of Police

ATTACHMENT A

BOMB/EXPLOSIVE DEVICE EVACUATION DISTANCES

Source: U.S. Department of Alcohol, Tobacco, and Firearms

ATF	VEHICLE DESCRIPTION	MAXIMUM EXPLOSIVES CAPACITY	LETHAL AIR BLAST RANGE	MINIMUM EVACUATION DISTANCE	FALLING GLASS HAZARD
	COMPACT SEDAN	500 Pounds 227 Kilos <i>(In Trunk)</i>	100 Feet 30 Meters	1,500 Feet 457 Meters	1,250 Feet 381 Meters
	FULL SIZE SEDAN	1,000 Pounds 455 Kilos <i>(In Trunk)</i>	125 Feet 38 Meters	1,750 Feet 534 Meters	1,750 Feet 534 Meters
	PASSENGER VAN OR CARGO VAN	4,000 Pounds 1,818 Kilos	200 Feet 61 Meters	2,750 Feet 838 Meters	2,750 Feet 838 Meters
	SMALL BOX VAN <i>(14 FT BOX)</i>	10,000 Pounds 4,545 Kilos	300 Feet 91 Meters	3,750 Feet 1,143 Meters	3,750 Feet 1,143 Meters
	BOX VAN OR WATER/FUEL TRUCK	30,000 Pounds 13,636 Kilos	450 Feet 137 Meters	6,500 Feet 1,982 Meters	6,500 Feet 1,982 Meters
	SEMI-TRAILER	60,000 Pounds 27,273 Kilos	600 Feet 183 Meters	7,000 Feet 2,134 Meters	7,000 Feet 2,134 Meters

Threat Description		LPG Mass/Volume	Fireball Diameter	Safe Distance
	Briefcase/Suitcase Bomb	50 lbs 23 kg	150 ft 46 m	1,850 ft 564 m
	Compact Sedan	500 lbs 227 kg	320 ft 98 m	1,500 ft 457 m
	Sedan	1,000 lbs 454 kg	400 ft 122 m	1,750 ft 534 m
	Passenger/Cargo Van	4,000 lbs 1,814 kg	640 ft 195 m	2,750 ft 838 m
	Small Moving Van/ Delivery Truck	10,000 lbs 4,536 kg	860 ft 263 m	3,750 ft 1,143 m
	Moving Van/Water Truck	30,000 lbs 13,608 kg	1,240 ft 375 m	6,500 ft 1,982 m
	Semi trailer	60,000 lbs 27,216 kg	1,570 ft 475 m	7,000 ft 2,134 m
	Small LPG Tank	20 lbs/5 gal 9 kg/19 l	40 ft 12 m	160 ft 48 m
	Large LPG Tank	100 lbs/25 gal 45 kg/95 l	69 ft 21 m	276 ft 84 m
	Commercial/Residential LPG Tank	2,000 lbs/500 gal 907 kg/1,893 l	184 ft 56 m	736 ft 224 m
	Small LPG Truck	8,000 lbs/2,000 gal 3,630 kg/7,570 l	292 ft 89 m	1,168 ft 356 m
	Semi tanker LPG	40,000 lbs/10,000 gal 18,144 kg/37,850 l	499 ft 152 m	1,996 ft 608 m